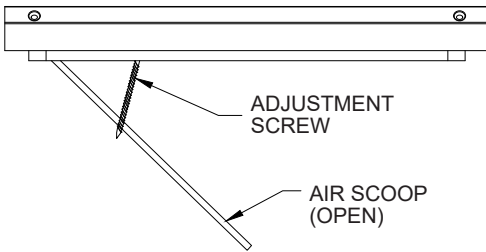
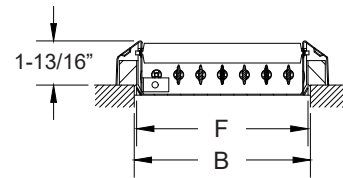
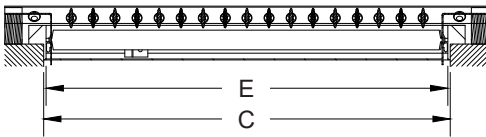
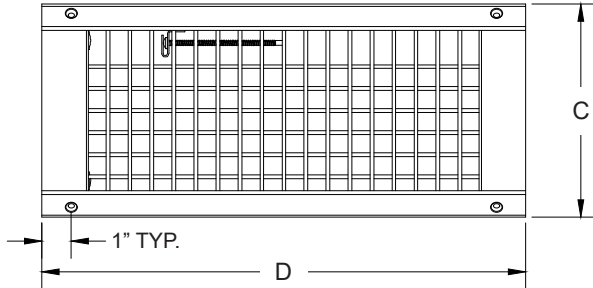




MFSDD SERIES SPIRAL DUCT DIFFUSER SPECIFICATION CHART



- Galvanized Steel Construction
- Adjustable Individual Blades
- Double Deflection Control
- Foam Gasket for Tight Seal
- Air Scoop With Face Screw Adjustment

Spiral Duct Diffuser Dimensional Chart

Size (AxB)	Dimensions (See Detail Sketches)				Size (ExF)	Dimensions (See Detail Sketches)			
	C	D	E	F		A	B	C	D
10 X 4	12-1/2	5-1/4	9-7/8	3-7/8	16 X 3	18-1/2	4-1/4	15-7/8	2-7/8
10 X 6	12-1/2	7-1/4	9-7/8	5-7/8	16 X 4	18-1/2	5-1/4	15-7/8	3-7/8
12 X 3	14-1/2	4-1/4	11-7/8	2-7/8	16 X 6	18-1/2	7-1/4	15-7/8	5-7/8
12 X 4	14-1/2	5-1/4	11-7/8	3-7/8	16 X 8	18-1/2	9-1/4	15-7/8	7-7/8
12 X 6	14-1/2	7-1/4	11-7/8	5-7/8	18 X 6	20-1/2	7-1/4	17-7/8	5-7/8
12 X 8	14-1/2	9-1/4	11-7/8	7-7/8	20 X 3	22-1/2	4-1/4	19-7/8	2-7/8
14 X 4	16-1/2	5-1/4	13-7/8	3-7/8	20 X 6	22-1/2	7-1/4	19-7/8	5-7/8
14 X 6	16-1/2	7-1/4	13-7/8	5-7/8	20 X 8	22-1/2	9-1/4	19-7/8	7-7/8
14 X 8	16-1/2	9-1/4	13-7/8	7-7/8	24 X 6	26-1/2	7-1/4	23-7/8	5-7/8

Spiral Duct Diffuser

Face Velocity		300	400	500	600	700	800	900	1000
Pressure Loss		0.008	0.012	0.016	0.024	0.032	0.040	0.052	0.064
10x4 AK .21	CFM	63	84	105	126	147	168	189	210
	Throw (ft.) NC	2-4-6 -	3-6-8 -	4-7-10 -	5-9-13 -	6-10-14 21	6-11-15 25	7-13-18 31	8-14-20 36
10x6 AK .33	CFM	99	132	165	198	231	264	297	330
	Throw (ft.) NC	3-6-8 -	4-7-10 -	5-9-13 -	6-10-14 -	7-12-17 22	8-14-20 26	9-15-22 33	10-17-24 38
12x3 AK .19	CFM	57	76	95	114	133	152	171	190
	Throw (ft.) NC	2-4-6 -	3-6-8 -	4-7-10 -	5-8-12 -	5-9-13 -	6-11-15 23	7-12-17 28	8-13-19 35
12x4 AK .26	CFM	78	104	130	156	182	208	234	260
	Throw (ft.) NC	3-5-7 -	4-6-9 -	4-7-10 -	5-9-13 -	6-10-14 21	7-12-17 25	8-13-19 31	8-14-20 36
12x6 AK .38	CFM	114	152	190	228	266	304	342	380
	Throw (ft.) NC	4-6-9 -	4-8-11 -	5-10-14 -	6-11-15 -	7-13-18 23	9-15-22 27	9-16-23 34	11-19-27 39
12x8 AK .53	CFM	159	212	265	318	371	424	477	530
	Throw (ft.) NC	4-8-10 -	5-9-12 -	6-11-15 -	7-13-18 20	9-15-22 24	9-16-23 28	10-18-26 35	12-20-29 40
14x4 AK .30	CFM	90	120	150	180	210	240	270	300
	Throw (ft.) NC	3-6-8 -	4-7-10 -	5-8-12 -	5-9-13 -	6-11-16 21	8-13-19 25	9-15-22 32	9-16-23 37
14x6 AK .46	CFM	138	184	230	276	322	368	414	460
	Throw (ft.) NC	4-8-11 -	5-9-13 -	6-11-15 -	7-12-17 20	8-14-20 23	9-16-23 27	10-18-26 35	12-20-29 39
14x8 AK .60	CFM	180	240	300	360	420	480	540	600
	Throw (ft.) NC	4-8-11 -	5-9-13 -	6-11-16 -	8-14-20 20	9-15-22 25	10-18-25 29	11-20-28 36	13-22-32 41
16x3 AK .26	CFM	78	104	130	156	182	208	234	260
	Throw (ft.) NC	3-5-7 -	4-6-9 -	4-7-10 -	5-9-13 -	6-10-14 21	7-12-17 25	8-13-19 31	8-14-20 36
16x4 AK .35	CFM	105	140	175	210	245	280	315	350
	Throw (ft.) NC	3-6-8 -	4-7-10 -	5-9-12 -	6-11-15 -	7-13-18 22	8-14-20 26	9-16-23 34	10-18-25 38
16x6 AK .53	CFM	159	212	265	318	371	424	477	530
	Throw (ft.) NC	4-8-10 -	5-9-12 -	6-11-15 -	7-13-18 20	9-15-22 24	9-16-23 28	10-18-26 35	12-20-29 40
16x8 AK .71	CFM	213	284	355	426	497	568	639	710
	Throw (ft.) NC	5-8-12 -	6-11-15 -	7-12-17 -	9-15-22 21	10-17-24 26	11-19-27 30	12-22-31 36	14-25-35 42
18x6 AK .60	CFM	179	239	299	358	418	478	537	597
	Throw (ft.) NC	4-8-11 -	5-9-13 -	6-11-16 -	8-14-20 20	9-15-22 25	10-17-24 29	11-20-28 36	13-22-32 40
20x3 AK .33	CFM	99	132	165	198	231	264	297	330
	Throw (ft.) NC	3-6-8 -	4-7-10 -	5-9-13 -	6-10-14 -	7-12-17 22	8-14-20 26	9-15-22 33	10-17-24 38
20x6 AK .65	CFM	195	260	326	392	456	521	586	651
	Throw (ft.) NC	5-8-12 -	6-10-14 -	6-11-16 -	8-15-21 21	6-16-23 25	10-18-26 29	12-20-29 36	13-22-32 41
20x8 AK .89	CFM	267	356	445	534	623	712	801	890
	Throw (ft.) NC	6-11-16 -	8-13-19 -	8-15-21 20	10-18-25 23	12-20-29 27	13-22-32 30	13-22-32 37	16-28-40 44
24x6 AK .80	CFM	240	320	400	480	560	640	720	800
	Throw (ft.) NC	6-10-14 -	7-12-17 -	8-13-19 -	9-16-23 22	11-19-27 26	12-21-30 30	14-24-34 37	15-27-38 43

Throw values measured for terminal velocities 150/100/50 FPM & blades set at zero degree angle.