



# Factory-Built Grease Duct Systems



**NEW 3G  
ZERO CLEARANCE**

**More Choices**


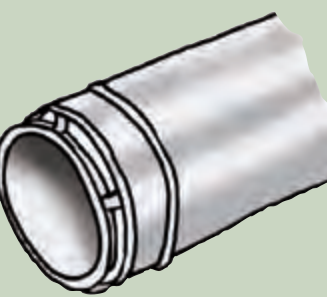

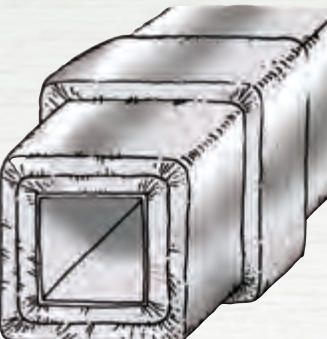
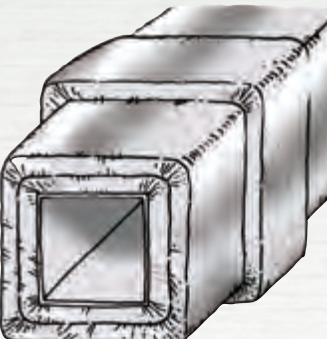


**Best Value**

**Code Compliant**


**Selection Guide  
2009 Edition**



# Making The Right Choice For Your Client

DESCRIPTION	.....METAL-FAB "G" SERIES.....							
	FIRE RESISTIVE SHAFT ENCLOSURE Site - Built	Models 3G / 4G ALTERNATE TO FIRE RESISTIVE SHAFT ENCLOSURE Factory - Built	Models PIC / 1G / 2G REDUCED CLEARANCE TO COMBUSTIBLES Factory - Built	Models PSW SINGLE WALL STAINLESS STEEL Factory - Built	ALTERNATE TO FIRE RESISTIVE SHAFT ENCLOSURE Site - Built	REDUCED CLEARANCE TO COMBUSTIBLES Site - Built	ABANDONED UL1978 - SBCCI SINGLE LAYER WRAP SYSTEMS Site - Built	FIRE RESISTIVE SHAFT NOT REQUIRED Site - Built
								
INSTALLED SPACE REQUIREMENTS 12" X 12" SQUARE DUCTS - 144 SQ. IN. 14" ROUND DUCT - 154 SQ. IN.	33" X 33"	20" X 20"	20"/22" X 20"/22"	50" X 50"	24" X 24"	24" X 24"		48" X 48"
CONSTRUCTION	Shaft Enclosure - Fire rated gypsum board on both sides of non combustibile studs. Grease Duct - 16 gage Carbon Steel or 18 gage Stainless Steel	Outer Casing (Integral Shaft enclosure) Aluminized Carbon or Stainless Steel Insulation: 3" or 4" Ceramic Fiber Grease Duct - 20 gage Stainless Steel	Outer Casing -Aluminized Carbon or Stainless Steel Insulation: Air, 1" or 2" Ceramic Fiber Grease Duct - 20 gage Stainless Steel	Grease Duct - 20 gage Stainless Steel	Exposed 2-3 layers of 1 1/2" or 2" Flexible wrap, taped, pinned and banded to grease duct Grease Duct - 16 gage Carbon Steel or 18 gage Stainless Steel	Exposed 2-3 layers of 1 1/2" or 2" Flexible wrap, taped, pinned and banded to grease duct Grease Duct - 16 gage Carbon Steel or 18 gage Stainless Steel	Single layer 1 1/2" or 2" Flexible Wrap insulation, applied to Grease Duct for reduced clearances Grease Duct - 16 gage Carbon Steel or 18 gage Stainless Steel	Grease Duct - 16 gage Carbon Steel or 18 gage Stainless Steel
CLEARANCES	6 Inches to inner shaft wall	Zero Clearance to Combustibles Zero Clearance to Limited Combustibles	See Chart for Reduced Clearances on back page	18 Inches to Combustibles 3 Inches to Limited Combustibles	Zero Clearance to Combustibles Zero Clearance to Limited Combustibles	For Clearances less than 18 Inches		18 Inches to Combustibles 3 Inches to Limited Combustibles
CURRENT CODE ACCEPTANCE	YES 2006 IMC, 506.3.10 2006 UMC, 510.7.2.3 2008 NFPA 96, 7.7.2.2.2	YES 2006 IMC, 506.3.10-2 2006 UMC, 507.2.3 2008 NFPA 96, 4.3 New York City: MEA-86-07-E New York City: MEA-245-97-M Los Angeles: RR-8441 Wisconsin: 990074-H	YES 2006 IMC, 506.3.6 2006 UMC, 507.2.1 2008 NFPA 96, 7.1.7	YES 2006 IMC, 506.3.6 2006 UMC, 507.2.1 2008 NFPA 96, 7.1.7	YES 2006 IMC, 506.3.10-1 2006 UMC, 507.2.3 2008 NFPA 96, 4.3	YES 2009 IMC, 506.3.9 NOTE: UMC & NFPA do not address clearance reduction utilizing flexible wraps	NO All Flexible wrap listings referencing UL 1978 have been withdrawn	YES 2006 IMC, 506.3.6 2006 UMC 507.2.1
APPLICABLE LISTINGS	ASTM E 119 - Standard Test Methods for Fire Tests of Building Construction	UL1978 - Standard for Grease Ducts UL2221 - Tests of Fire Resistive Duct Enclosures ASTM E 814 - Standard Test Method for Through Penetration Firestops ASTM E 119 - Standard Test Methods for Fire Tests of Building Construction ESR 2627 (4G Only) ICC ES Acceptance Criteria for Grease Duct Systems, Self Enclosed	UL1978 - Standard for Grease Ducts	UL1978 - Standard for Grease Ducts	ASTM E 2336-04 - Standard Test Methods For Fire Resistive Grease Duct Systems	ASTM E 2336-04 - Standard Test Methods For Fire Resistive Grease Duct Systems All Flexible wrap systems must be installed per their ASTM E 2336-04 listing	Earlier versions of ICBO, IAPMO, SBCCI BOCA, ICC or other codes that require any materials used to reduce clearances to combustibles be "Listed to a nationally recognized Standard" must now be installed to ASTM E2336-04.	
INSTALLED COSTS	\$\$\$\$\$	\$\$\$	\$\$	\$	\$\$\$\$	\$\$\$\$		\$
WARRANTY	1 Year	LIMITED LIFETIME	LIMITED LIFETIME	LIMITED LIFETIME	Duct - 1 Year Insulation: 90 days - 1 Year	Duct - 1 Year Insulation: 90 days - 1 Year		Duct - 1 Year


# Chart For Reduced Clearances



**4G 4" Insulation**  
 6" - 38" Diameter - 0"  
 40" - 48" Diameter - 1"




**3G 3" Insulation**  
 6" - 24" Diameter - 0"



**2G 2" Insulation**  
 6" - 18" Diameter - 1"  
 20" - 32" Diameter - 2"  
 34" - 40" Diameter - 3"  
 44" - 48" Diameter - 4"



**1G 1" Insulation**  
 6" Diameter - 2"  
 8" - 18" Diameter - 3"  
 20" - 32" Diameter - 4"  
 34" - 42" Diameter - 5"  
 44" - 48" Diameter - 6"



**PIC**  
 6" - 10" Diameter - 5"  
 12" Diameter - 7"  
 14" Diameter - 9"  
 16" Diameter - 10"  
 18" Diameter - 12"  
 20" Diameter - 14"  
 22" - 48" Diameter - 18"



**PSW Single Wall**  
 6" - 48" Diameter - 18"

## FEATURES & BENEFITS OF FACTORY-BUILT GREASE DUCT

### GREEN

- Superior insulation reduces HVAC load.
- Low porosity stainless steel facilitates and reduces chemical cleaning requirements
- Liquid Tight. Eliminates leaks associated with poor welding practices common with the site built installations.
- Round duct minimizes air turbulence-Quiet-Requires less exhaust fan power to operate.
- Easily assembles without welding at joints. Eliminates weld off-gassing and greatly reduces risk of fire associated with renovations.
- Stainless steel averages 67% recycled scrap.

### SUSTAINABLE

- Stainless Steel Flue resists corrosion.
- Steel encapsulated insulation eliminates tears where exposed to potential damage.
- Duct can be disassembled and reused should kitchen requirements change.

### COST EFFECTIVE

- Light weight - Easy to install.
- Fewer Inspections - Fewer delays.
- Components for complete duct systems.
- Long Lasting - Limited Lifetime Warranty.

For Design & Specification Information:

[www.greaseduct.com](http://www.greaseduct.com)  
[www.metal-fabcommercial.com](http://www.metal-fabcommercial.com)  
 800-835-2830  
 Commercial Products Division  
 Metal-Fab, Inc.  
 P.O. Box 1138  
 Wichita, KS 67201-1138



800-835-2830

P.O. Box 1138 | WICHITA, KANSAS 67201  
 (316) 943-2351 | FAX (316) 771-4168

[info@metal-fabinc.com](mailto:info@metal-fabinc.com) | [www.metal-fabcommercial.com](http://www.metal-fabcommercial.com)