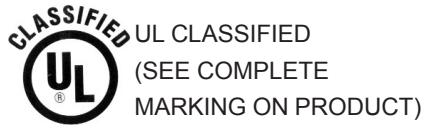




MODEL: MDFD3 DYNAMIC CURTAIN-TYPE FIRE DAMPER 3-HOUR RATING



3-HOUR RATING

For use in fire barriers rated for 4 hours or less

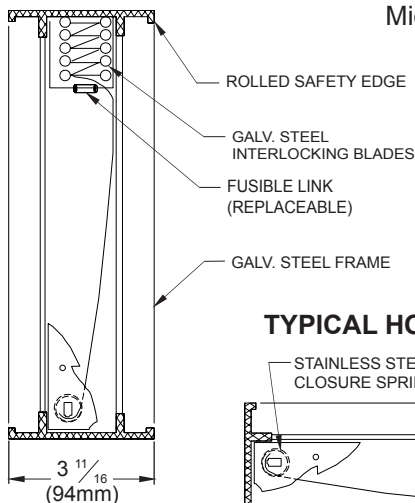
Standard Construction:

- Frame:** Roll Formed 22 Ga. Galvanized Steel with Safety Edge. Width and height dimensions available in 1/4" increments.
- Blades:** Roll Formed 24 Ga. Galvanized Steel, Curtain Type.
- Springs:** Stainless Steel.
- Fusible link:** 165°F
- Transition:** 20 Ga. Galvanized Steel
- Finish:** Mill Galvanized Standard.


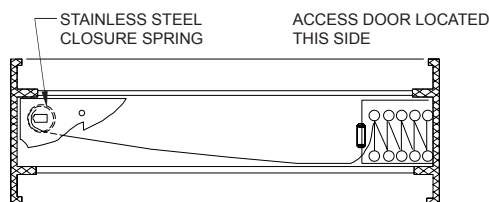
Options:

- Type-A, Type-B and Type-C
- Vertical or Horizontal application.
- Sleeve options are 20 Ga., 18 Ga., or 16 Ga. and 12", 14" or 16" long
- Low pressure, medium/high pressure or high pressure
- Microswitch

TYPICAL VERTICAL DAMPER



TYPICAL HORIZONTAL DAMPER



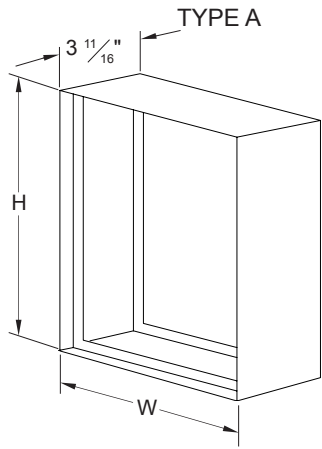
DUCT SIZE LIMITATIONS:

	<u>MIN.</u>	<u>MAX. SINGLE SECTION</u>	<u>MAX. MULTI SECTION</u>
Vertical A	6.50"W x 5.25"H	36.25"W x 36.25"H	N/A
Vertical B	6.50"W x 3.25"H	36.25"W x 33.25"H	N/A
Vertical C	5.50" DIA.	35.25"W x 32.25"H	N/A
Horizontal A	6.50"W x 5.25"H	18.25"W x 18.25"H	36.25"W x 36.25"H
Horizontal B	6.50"W x 3.25"H	18.25"W x 16.25"H	36.25"W x 32.25"H
Horizontal C	5.50" DIA.	17.25"W x 15.25"H	N/A

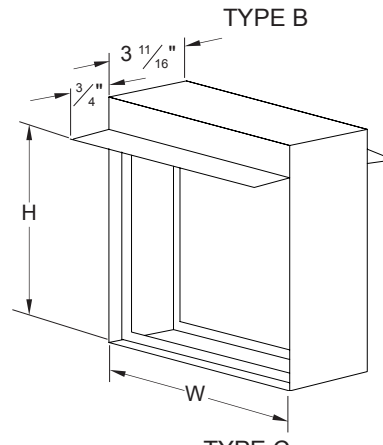
Project:
Location:
Architect:
Engineer:

Contractor:
Address:
P.O. Number:
Date:

MODEL STYLES



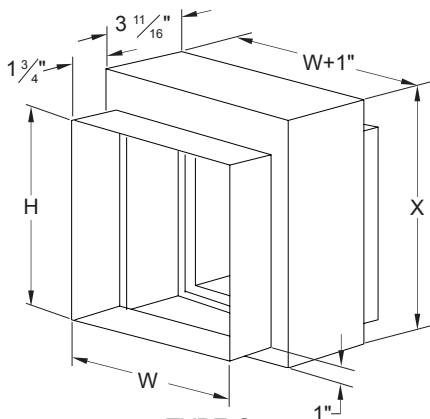
TYPE A



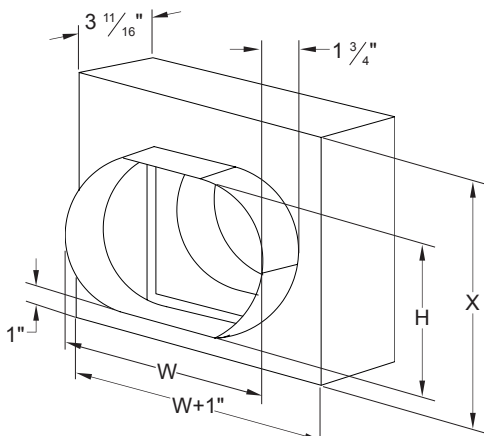
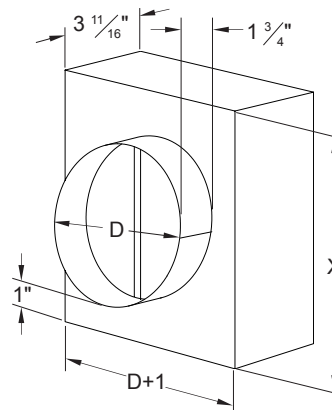
TYPE B

TYPE C
SQUARE TRANSITION

TYPE C
ROUND TRANSITION



TYPE C
OVAL TRANSITION



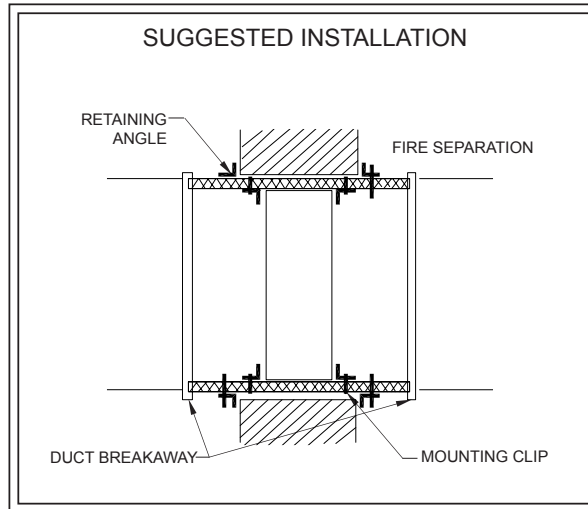
W = WIDTH (DUCT)

H = HEIGHT (DUCT)

D = DIAMETER

X = VARIABLE (SEE SIZE CHART)

SUGGESTED INSTALLATION



SUGGESTED SPECIFICATION

All fire dampers shall be of the dynamic closure type as manufactured by Metal-Fab Inc. They shall have been successfully tested to U.L. Standard 555 -6th Edition as to their ability to close under dynamic airflow conditions and they shall bear the U.L. label stating that they are suitable for that application (ordinary static fire dampers are not acceptable). Dynamic closure fire dampers shall have been successfully tested in both vertical and horizontal mounting positions and to maximum static pressures of 4" w.g. Dynamic closure fire dampers shall be installed in accordance with the manufacturer's instructions. All fire dampers shall meet the requirements of NFPA-90A.

